



9 4x100m Freestyle Men Final














Official





















Open New Zealand Short **3:10.97**
 NZR Course Record
 2022-12-13  Melbourne









NZL
 NZL

 Entries  Heats

Total

Rank	Competitor	Age	Club	RT	FINA	Result
1	 Club 37 A	13	 Club 37	+0.61		3:11.50 Entry: 3:15.76 (- 4.26)
	Carter Swift	24 (+0.61)	12.05	24.59	47.64	
	Michael Pic...	21 (+0.34)	11.99	24.60	1:35.21	
	Zac Dell	22	12.06	24.79	2:22.85	
	Andrew Jef...	24 (+0.44)	12.58	25.12	3:11.50	
2	 North Shore...	13	 North Shore...	+0.74		3:20.64 Entry: 3:22.60 (- 1.96)
	Louis Clark	22 (+0.74)	12.97	25.70	50.42	
	MacAllister...	21	12.99	26.20	1:40.51	
	Blair Helms	21 (+0.25)	13.15	26.35	2:31.51	
	Cooper Mo...	19 (+0.17)	12.62	25.31	3:20.64	
3	 Coast Swi...	13	 Coast Swi...	+0.72		3:22.14 Entry: 3:18.29 (+ 3.85)
	Sam Brown	19 (+0.72)	12.55	25.66	50.20	
	Brendan Vi...	17 (+0.72)	12.55	25.57	1:40.67	
	Sam Kenny	17 (+0.47)	09.21	22.83	2:32.99	
	Wilrich Coe...	26 (+0.21)	12.65	25.16	3:22.14	
4	 Jasi Swim ...	13	 Jasi Swim ...	+0.68		3:23.44 Entry: 3:23.69 (- 0.25)
	Hugo Wrat...	18 (+0.68)	12.70	25.71	50.72	
	Bryn Drum...	17	12.92	26.27	1:41.52	
	Thomas Wi...	19 (+0.19)	13.30	26.64	2:33.26	
	Ollie Lutton	18 (+0.51)	12.66	25.83	3:23.44	
5	 North Shore...	13	 North Shore...	+0.60		3:27.64 Entry: 3:27.70 (- 0.06)
	Blake Faleafa	17 (+0.60)	13.14	26.85	51.99	
	Samuel Po...	20 (+0.34)	13.30	26.80	1:44.20	
	Henry Willi...	20 (+0.46)	13.37	27.06	2:36.26	
	Ryan Quinn	18 (+0.40)	12.77	26.40	3:27.64	
6	 Club 37 B (V)	13	 Club 37	+0.63		3:28.41 Entry: 3:21.02 (+ 7.39)
	Andrew Ne...	23 (+0.63)	12.27	25.07	49.02	
	Jack Hendy	22 (+0.25)	12.85	26.23	1:39.69	
	Michael Han	18 (+0.50)	13.54	27.48	2:33.16	
	Benjamin J...	16 (+0.31)	13.97	29.02	3:28.41	
7	 Pukekohe ...	13	Pukekohe ...	+0.64		3:29.14 Entry: 3:29.17 (- 0.03)
	Blake Elliott	20 (+0.64)	12.61	25.71	50.27	
	Luke O'Co...	17	12.65	26.54	1:41.07	
	Ryan Elliott	16 (+0.25)	13.37	27.40	2:33.83	
	Te Hiringat...	15 (+0.58)	13.76	28.60	3:29.14	


8	 Tahiti A (V)	13	 Tahiti	+0.66	3:29.89 Entry: 3:36.16 (- 6.27)
	Keha Desb...	19 (+0.66)	12.71	26.22	51.17
	Rohutu Tea...	14 (+0.60)	13.48	27.32	1:44.55
	Teiva Gehi...	20	13.14	27.51	2:37.99
	Nael Roux ...	17 (+0.26)	13.12	26.63	3:29.89
9	 Tasmania A	13	 Tasmania	+0.66	3:32.04 Entry: 3:39.76 (- 7.72)
	Daniel Shil...	17 (+0.66)	12.96	26.62	52.00
	Samuel Na...	17 (+0.32)	13.42	27.31	1:45.16
	Daniel Fra...	14 (+0.24)	14.08	28.43	2:39.83
	Blake Stret...	18 (+0.30)	13.28	27.22	3:32.04
10	 St Paul's S...	13	 St Paul's S...	+0.61	3:32.95 Entry: 3:33.21 (- 0.26)
	Ben Littlejohn	21 (+0.61)	12.46	25.09	48.93
	Nathan Teb...	16 (+0.37)	13.79	28.77	1:44.49
	Neo Urlich	15 (+0.47)	13.83	28.15	2:39.25
	Oliver Mouat	16	13.42	27.79	3:32.95
11	 Hamilton A...	13	 Hamilton Aq...	+0.76	3:33.06 Entry: 3:41.08 (- 8.02)
	Ethan Mac...	16 (+0.76)	13.08	26.71	52.43
	Orlando Ha...	15 (+0.36)	12.83	26.69	1:44.37
	Kinnon Bro...	17 (+0.24)	13.96	28.51	2:39.86
	Jonty Shirr...	16 (+0.45)	13.31	27.02	3:33.06
12	 Pirates Swi...	13	 Pirates Swi...	+0.70	3:33.82 Entry: 3:34.10 (- 0.28)
	Zac Alexan...	16 (+0.70)	13.64	27.97	54.67
	Ethan Buc...	17 (+0.34)	13.55	27.20	1:47.61
	Nick Close	21 (+0.30)	13.44	26.90	2:40.13
	Sean O'Co...	18 (+0.14)	13.56	27.53	3:33.82
13	 Aquagym S...	13	 Aquagym S...	+0.69	3:34.01 Entry: 3:36.90 (- 2.89)
	Harry Renner	16 (+0.69)	13.26	27.54	53.89
	Ethan Cone	18 (+0.25)	13.53	27.53	1:47.83
	Ben Isles	18 (+0.45)	13.18	27.33	2:41.43
	Jordan Astley	18	13.29	26.96	3:34.01
14	 Kiwi ASC A	13	 Kiwi ASC	+0.62	3:34.94 Entry: 3:36.52 (- 1.58)
	Alfie Weath...	15 (+0.62)	13.96	28.49	55.41
	Taka Sugiy...	15 (+0.21)	13.96	28.85	1:51.12
	Noah Brum...	15 (+0.31)	13.81	27.62	2:44.74
	Kale Twist	19 (+0.53)	12.82	25.72	3:34.94
15	 ACU Blackt...	13	 ACU Blackt...	+0.60	3:36.62 Entry: 3:38.06 (- 1.44)
	Joshua Toi...	21 (+0.60)	13.10	26.69	52.05
	Malik Amin ...	16 (+0.43)	13.53	27.68	1:45.80
	Petar Kara...	17 (+0.29)	13.91	28.12	2:40.16
	Ethan Mate...	14 (+0.20)	14.02	28.83	3:36.62
16	 Tasman Sw...	13	 Tasman Sw...	+0.75	3:36.65 Entry: 3:34.98 (+ 1.67)
	Joel Verran	17 (+0.75)	13.64	27.77	54.37
	Lono Kalani	14 (+0.72)	14.04	29.39	1:51.18
	Oxford Bay...	19 (+0.34)	13.67	27.55	2:44.70
	William Se...	17 (+0.31)	12.99	26.89	3:36.65
17	 Mt Maunga...	13	 Mt Maunga...	+0.64	3:37.32 Entry: 3:38.61 (- 1.29)

	Jack Keepa	19	(+0.64)	13.39	27.26	53.42	
	Dominic Fa...	19	(+0.29)	13.12	27.13	1:45.48	
	Braith Swa...	16	(+0.44)	14.03	28.72	2:41.07	
	Charlie Shi...	15	(+0.29)	14.21	29.19	3:37.32	
18	 United Swi...	13		United Swi...	+0.68	3:38.31	Entry: 3:31.43 (+ 6.88)
	James Cro...	17	(+0.68)	13.35	27.08	52.74	
	Jackson K...	17	(+0.23)	13.95	28.57	1:47.36	
	Leo Arrows...	16	(+0.61)	14.93	29.58	2:45.17	
	Ryan Peck	17	(+0.41)	13.27	27.58	3:38.31	
19	 North Cant...	13		North Cant...	+0.67	3:39.52	Entry: 3:43.45 (- 3.93)
	Lewy Bell	19	(+0.67)	13.52	28.35	55.04	
	Jackson Cl...	15	(+0.28)	13.83	28.18	1:50.03	
	Findlay Knox	21	(+0.22)	14.07	28.44	2:45.44	
	Ethan Blair	17		13.76	27.66	3:39.52	
20	 Nga Tai Tu...	13		Nga Tai Tu...	+0.66	3:41.20	Entry: 3:40.56 (+ 0.64)
	Alex Esposito	19	(+0.66)	13.11	26.67	52.00	
	Ben Kugge...	17	(+0.39)	14.20	28.77	1:48.14	
	Jayden Dic...	14	(+0.25)	14.61	30.13	2:46.61	
	Luke Kugg...	20		13.81	27.92	3:41.20	
21	 Coast Swi...	13		Coast Swi...	+0.61	3:41.30	Entry: 3:30.77 (+ 10.53)
	Liam Curling	14	(+0.61)	13.37	27.82	53.82	
	Jono Swan...	16		14.70	29.70	1:51.07	
	Donald Tian	13		13.98	28.58	2:45.79	
	Jack Potier	16	(+0.61)	14.01	28.15	3:41.30	
22	 Aquabladz ...	13		Aquabladz ...	+0.68	3:43.03	Entry: 3:37.94 (+ 5.09)
	Max Cave	15	(+0.68)	13.65	28.00	54.45	
	Nathan Wh...	15	(+0.12)	14.59	29.74	1:51.91	
	Oliver Doole	20	(+0.43)	14.47	29.72	2:49.68	
	Oscar Rust	18		13.63	27.51	3:43.03	
23	 Blenheim S...	13		Blenheim S...	+0.67	3:44.84	Entry: 3:46.66 (- 1.82)
	Max Skehan	15	(+0.67)	13.78	28.69	55.69	
	Chris Smit...	26		13.93	28.85	1:52.12	
	Finlay McN...	15	(+0.34)	14.75	30.20	2:50.37	
	Jack Love	17	(+0.21)	13.55	28.04	3:44.84	
23	 Swim Rotor...	13		Swim Rotor...	+0.73	3:44.84	Entry: 3:43.42 (+ 1.42)
	Finley Engl...	16	(+0.73)	14.34	29.16	57.20	
	Leonard R...	15	(+0.23)	14.26	29.57	1:54.31	
	Kai Jung-Is...	14		14.20	29.19	2:50.84	
	Samuel Trass	17	(+0.52)	13.70	27.72	3:44.84	
25	 St Paul's S...	13		St Paul's S...	+0.70	3:45.51	Entry: 3:44.42 (+ 1.09)
	Liam Woods	17	(+0.70)	14.15	28.68	56.31	
	Corne Diener	15	(+0.49)	14.26	29.39	1:53.06	
	Caign Boo...	15	(+0.56)	13.96	28.90	2:49.80	
	Jeremy Li	16	(+0.27)	13.91	28.72	3:45.51	
26	 Nelson Sou...	13		Nelson Sou...	+0.67	3:47.42	Entry: 3:49.52 (- 2.1)
	Oliver Morton	17	(+0.67)	14.21	29.22	56.25	


Connor Eden	18	(+0.42)	14.12	29.54	1:53.08
Chase Banks	16	(+0.24)	14.94	30.47	2:51.78
Will Alford	16	(+0.19)	14.05	28.84	3:47.42

27  Tawa Swim... 13  Tawa Swim... +0.66 **3:49.05**
Entry: 3:44.10 (+ 4.95)

Hara Hughes	17	(+0.66)	14.34	29.88	56.91
Drew Bate...	15	(+0.30)	14.87	30.96	1:55.70
Nathan We...	16	(+0.79)	14.48	30.17	2:54.29
Ollie Robin...	16	(+0.57)	14.19	28.10	3:49.05

28  Roskill Swi... 13 Roskill Swi... +0.44 **3:53.41**
Entry: 3:45.98 (+ 7.43)

Daniel Kre...	15	(+0.44)	14.13	28.65	55.40
Ashish Bav...	14	(+0.71)	15.16	30.66	1:55.27
Rui Hou	14	(+0.62)	13.69	27.94	2:50.71
Gary Yuan	15		15.73	32.54	3:53.41

29  Hokonui Aq... 13 Hokonui Aq... +0.73 **3:55.33**
Entry: 3:49.90 (+ 5.43)

Clark Jami...	17	(+0.73)	14.16	28.68	56.02
Joel Wilson	15	(+0.40)	14.95	30.62	1:56.66
Wyatt Jami...	14	(+0.44)	15.08	30.59	2:56.18
Marlin Ben...	14	(+0.46)	14.75	30.89	3:55.33